

**Report of the auditors of CFS North America LLC (CFS NA), to Kalyaniwalla & Mistry LLP, auditors of Camlin Fine Sciences Limited Group**

**Opinion**

We have audited the accompanying Financial Statements of **CFS North America LLC (CFS NA)** (“the Company”), which comprises the Balance Sheet as at March 31, 2022, and the Statement of Profit and Loss (including other comprehensive income), the Statement of Changes in Equity and the Cash Flow Statement for the year then ended, and notes to the financial statements, including a summary of significant accounting policies, other explanatory information and the accompanying special purpose financial information of CFS North America LLC (CFS NA) together called the Fit for Consolidation Financial Statement (FFC).

In our opinion and to the best of our information and according to the explanations given to us, the aforesaid FFC give the information required by the Act in the manner so required and give a true and fair view in conformity with the accounting principles generally accepted in India, of the state of affairs of the Company as at March 31, 2022, and loss changes in equity and its cash flow for the year ended on that date.

**Basis of opinion**

We conducted our audit in accordance with the Standards on Auditing (SAs) issued by the Institute of Chartered Accountants of India. Our responsibilities under those Standards are further described in the *Auditor’s Responsibilities for the Audit of the Financial Statements* section of our report. We are independent of the Company in accordance with the Code of Ethics issued by the Institute of Chartered Accountants of India and we have fulfilled our other ethical responsibilities in accordance with these requirements and the Code of Ethics.

We believe that the audit evidence we have obtained is sufficient and appropriate to provide a basis for our opinion.



**Branch Office :-**  
102, Jeevanchhaya,  
Ram Maruti Road, Naupada,  
Thane (West) - 400 602

**Branch Office :-**  
6/226, Didar Commercial Complex,  
DLF Industrial Area, Moti Nagar,  
NEW DELHI - 110015

**Branch Office :-**  
3rd Floor, Avantika Complex,  
Limda Lane, Jamnagar,  
Gujarat - 301 001

## Key Audit Matters

Key audit matters are those matters that, in our professional judgment, were of most significance in our audit of the financial statements of the current period. These matters were addressed in the context of our audit of the financial statements as a whole, and in forming our opinion thereon, and we do not provide a separate opinion on these matters. We have determined matters described below to be Key audit matters to be communicated in our report.

Key audit matter	Auditors' Response
<p>Going Concern Assumption</p> <p>The availability of sufficient funding and testing whether the Company will be able to continue meeting its financial obligations considering operating losses incurred in the current year, are important factors for the going concern assumption and as such, significant aspect of our audit. This assessment was largely based on the expectations of and estimates made by the management. The expectations and estimates can be influenced by subjective elements such estimate of future cash flows, forecasted results and margin from operations. Management's estimates in this regard are based on assumptions, including expectations regarding future developments in the economy and the markets in which the company operates.</p> <p>Refer Note 28 to FFC for note on going concern assumption</p>	<p>We have involved our internal experts in evaluating assumptions and forecasts made by the management in financial projections. We have specifically devoted our attention to assumptions with respect to projected sales, operating margins and cash flows, in order to assess the company's ability to continue meeting its financial obligations.</p>

## Management's Responsibility for the Fit for Consolidation Accounts (FFC)

The Company's Management is responsible for the preparation and fair presentation of the FFC in accordance with the instructions received from Camlin Fine Sciences Limited and Kalyaniwalla & Mistry LLP, the auditors of Camlin Fine Sciences Limited and the accounting policies set out in the group audit instructions. This responsibility also includes maintenance of adequate accounting records for safeguarding the assets of the Company and for preventing and detecting frauds and other irregularities; selection and application of appropriate accounting policies; making judgments and estimates that are reasonable and prudent; and design, implementation and maintenance of adequate internal financial controls, that were operating effectively for ensuring the accuracy and completeness of the accounting records, relevant to the preparation and presentation of the FFC Financial Statements that give a true and fair view and are free from material misstatement, whether due to fraud or error.



In preparing the financial statements, management is responsible for assessing the Company's ability to continue as a going concern, disclosing, as applicable, matters related to going concern and using the going concern basis of accounting unless management either intends to liquidate the Company or to cease operations, or has no realistic alternative but to do so.

The Management is also responsible for overseeing the Company's financial reporting process.

### **Auditor's Responsibilities for the Audit of the FFC Accounts**

Our objectives are to obtain reasonable assurance about whether the FFC as a whole are free from material misstatement, whether due to fraud or error, and to issue an auditor's report that includes our opinion. Reasonable assurance is a high level of assurance, but is not a guarantee that an audit conducted in accordance with SAs will always detect a material misstatement when it exists.

Misstatements can arise from fraud or error and are considered material if, individually or in the aggregate, they could reasonably be expected to influence the economic decisions of users taken on the basis of these financial statements.

As part of an audit in accordance with SAs, we exercise professional judgment and maintain Professional skepticism throughout the audit. We also:

- Identify and assess the risks of material misstatement of the financial statements, whether due to fraud or error, design and perform audit procedures responsive to those risks, and obtain audit evidence that is sufficient and appropriate to provide a basis for our opinion. The risk of not detecting a material misstatement resulting from fraud is higher than for one resulting from error, as fraud may involve collusion, forgery, intentional omissions, misrepresentations, or the override of internal control.
- Obtain an understanding of internal control relevant to the audit in order to design audit procedures that are appropriate in the circumstances, but not for expressing an opinion on the effectiveness of the entity's internal control.
- Evaluate the appropriateness of accounting policies used and the reasonableness of accounting estimates and related disclosures made by management.
- Conclude on the appropriateness of management's use of the going concern basis of accounting and, based on the audit evidence obtained, whether a material uncertainty exists related to events or conditions that may cast significant doubt on the Company's ability to continue as a going concern. If we conclude that a material uncertainty exists, we are required to draw attention in our auditor's report to the related disclosures in the financial statements or, if such disclosures are inadequate, to modify our opinion. Our conclusions are based on the audit evidence obtained up to the date of our auditor's report. However, future events or conditions may cause the Company to cease to continue as a going concern.
- Evaluate the overall presentation, structure and content of the financial statements, including the disclosures, and whether the financial statements represent the underlying transactions and events in a manner that achieves fair presentation.



## Other matters

In particular and with respect to Camlin Fine Sciences Limited and the other components in the Camlin Fine Sciences Limited Group, referred to in Para 1.2 of the Group Audit Instructions, we are independent and comply with the applicable requirements of the Standards on Auditing.

The FFC has been prepared for purposes of providing information to Camlin Fine Sciences Limited to enable it to prepare the consolidated financial statements of Camlin Fine Sciences Limited. The special purpose financial information is not a complete set of financial statements of the Company and thus not suitable for any other purpose. This report is intended solely for the purpose of expressing an audit opinion on the Consolidated financial statements of Camlin Fine Sciences Limited by Kalyaniwalla & Mistry LLP and should not be used for any other purpose or distributed to other parties.

For A B D AND CO LLP  
Chartered Accountants  
Firm Registration No.: W100145



Devdatta Mainkar  
Partner  
Membership No. 109795  
Mumbai, 12<sup>th</sup> May 2022  
UDIN : 22109795AIWMTJ2948

**CFS NORTH AMERICA LLC**  
**Balance Sheet as at March 31, 2022**

USD Actuals

Particulars	Note	USD Actuals	
		As at March 31, 2022	As at March 31, 2021
<b>ASSETS</b>			
<b>Non-Current Assets</b>			
Property, Plant and Equipment	2	271,517	315,776
Capital work-in-progress	3	6,757	1,197
Right-of-use assets	4	53,127	85,004
Other Intangible Assets	5	-	-
Deferred Tax Assets	6	-	237,070
<b>Total Non-current Assets</b>		<b>331,401</b>	<b>639,047</b>
<b>Current Assets</b>			
Inventories	7	2,141,580	1,928,455
<b>Financial assets</b>			
Trade receivables	8	641,010	315,081
Cash and cash equivalents	9	301,825	314,394
Other current assets	10	114,455	104,309
<b>Total Current Assets</b>		<b>3,198,870</b>	<b>2,662,239</b>
<b>TOTAL ASSETS</b>		<b>3,530,271</b>	<b>3,301,286</b>
<b>EQUITY AND LIABILITIES</b>			
<b>Equity</b>			
Equity Share Capital	11	1,490,000	1,490,000
Other Equity	12	(9,796,965)	(8,203,899)
<b>Total Equity</b>		<b>(8,306,965)</b>	<b>(6,713,899)</b>
<b>LIABILITIES</b>			
<b>Non-current Liabilities</b>			
<b>Financial Liabilities</b>			
Borrowings	13	1,520,000	1,990,000
Lease Liabilities	4	24,049	55,926
<b>Total Non-Current Liabilities</b>		<b>1,544,049</b>	<b>2,045,926</b>
<b>Current Liabilities</b>			
<b>Financial Liabilities</b>			
Borrowings	14	477,571	3,182
Lease Liabilities	4	31,878	30,169
Trade Payables	15	8,651,206	6,958,405
Other financial liabilities	16	988,972	805,972
<b>Total Current Liabilities</b>		<b>10,149,627</b>	<b>7,797,728</b>
Other current liabilities	17	143,560	171,531
<b>TOTAL EQUITY AND LIABILITIES</b>		<b>3,530,271</b>	<b>3,301,286</b>
<b>Significant Accounting Policies</b>			

For and on behalf of CFS North America LLC

Santosh Parab  
 Authorised Signatory  
 May 12, 2022



For A B D AND CO LLP

Firm Registration No. : W100145

*Devdatta Mainkar*

Devdatta Mainkar  
 Partner  
 M. No. 109795  
 May 12, 2022




**CFS NORTH AMERICA LLC**

**Statement of Profit and Loss for the year ended March 31, 2022**

**USD Actuals**

Particulars	Note	For the period ended March 31, 2022	For the period ended March 31, 2021
<b>INCOME</b>			
Revenue from operations	18	6,975,485	4,567,746
Other income	19	81,661	14,268
<b>Total income</b>		<b>7,057,146</b>	<b>4,582,014</b>
<b>EXPENSES</b>			
Cost of material consumed	20	1,434,435	199,902
Purchases of stock-in-trade	21	4,810,962	3,180,931
Changes in inventories of finished goods, stock-in-trade and work in progress	22	(574,205)	252,692
Employee benefits expense	23	1,483,329	1,263,191
Finance costs	24	172,700	171,598
Depreciation & amortization expense	25	92,498	93,836
Other expenses	26	993,423	773,952
<b>Total Expenses</b>		<b>8,413,142</b>	<b>5,936,102</b>
<b>Loss Before Tax</b>		<b>(1,355,996)</b>	<b>(1,354,088)</b>
<b>Tax expense</b>			
Current tax	27	-	-
Deferred tax	27	237,070	725,000
		<b>237,070</b>	<b>725,000</b>
<b>Loss for the Period</b>		<b>(1,593,066)</b>	<b>(2,079,088)</b>


For and on behalf of CFS North America LLC

  
Samosh Parab  
Authorized Signatory  
May 12, 2022



For A B D AND CO LLP

Firm Registration No. : W100145

  
Devdatta Mainkar  
Partner  
M. No. 109795  
May 12, 2022



CFS NORTH AMERICA LLC  
Statement of Cash Flows for the year ended March 31, 2022

Particulars	USD Actuals	
	For the period ended March 31, 2022	For the period ended March 31, 2021
<b>Cash Flow from Operating Activities</b>		
Loss before Taxation	(1,355,996)	(1,354,088)
Adjustment for:		
Depreciation and Amortization Expense	92,498	93,836
Finance Costs	172,700	171,598
<b>Operating Profit before working capital changes</b>	<b>(1,090,798)</b>	<b>(1,088,654)</b>
Adjustment for:		
Increase/(Decrease) in Non Financial Liabilities	(27,971)	78,029
Increase/(Decrease) in Financial Liabilities	1,726,051	1,028,225
(Increase)/Decrease in Non Financial Assets	(223,271)	(272,476)
(Increase)/Decrease in Financial Assets	(325,929)	44,634
<b>Cash generated from operations</b>	<b>1,148,880</b>	<b>878,412</b>
<b>Net Cash Flow from/(used in) Operating activities</b>	<b>58,082</b>	<b>(210,242)</b>
<b>Cash Flow from Investing Activities</b>		
Purchase of Property, Plant & Equipment and Intangible Assets	(14,001)	(11,797)
<b>Net Cash Flow from/(used in) Investing Activities</b>	<b>(14,001)</b>	<b>(11,797)</b>
<b>Cash Flow from Financing Activities</b>		
Proceeds from / (Repayment of) Long Term Borrowings (net)	-	(0)
Proceeds from / (Repayment of) Short Term Borrowings (net)	4,389	(5,347)
Interest Paid	(25,093)	(26,634)
Payment of lease liabilities	(35,946)	(35,476)
<b>Net Cash Flow from Financing Activities</b>	<b>(56,650)</b>	<b>(67,457)</b>
<b>Net Increase / (Decrease) in Cash &amp; Cash Equivalent</b>	<b>(12,569)</b>	<b>(289,496)</b>
<b>Cash &amp; Cash Equivalent -Opening Balance</b>	<b>314,394</b>	<b>603,890</b>
<b>Cash &amp; Cash Equivalent -Closing Balance</b>	<b>301,825</b>	<b>314,394</b>

Note :

For and on behalf of CFS North America LLC


Santosh Parab  
Authorized Signatory  
May 12, 2022



For A B D AND CO LLP  
Firm Registration No. : W100145

*Devdatta Mainkar*

Devdatta Mainkar  
Partner  
M. No. 109795  
May 12, 2022



**CFS NORTH AMERICA LLC**

**Statement of Changes in Equity for the period ended March 31, 2022**


**a) Equity Share Capital**

Particulars	USD Actuals	
	As at March 31, 2022	As at March 31, 2021
Balance at the beginning of the reporting year	1,490,000	1,490,000
Changes in equity share capital during the year	-	-
Balance at the end of the reporting year	1,490,000	1,490,000

**b) Other Equity**

Particulars	USD Actuals
	Retained Earnings
Balance as at March 31, 2020	(6,124,811)
(Loss) for the Year	(2,079,088)
Balance as at March 31, 2021	(8,203,899)
(Loss) for the period	(1,593,066)
Balance as at March 31, 2022	(9,796,965)


For and on behalf of CFS North America LLC

  
Santosh Parab  
Authorised Signatory  
May 12, 2022



For A B D AND CO LLP

Firm Registration No. : W100145



Devdatta Mainkar  
Partner

M. No. 109795  
May 12, 2022





1 Significant Accounting Policies

A. Corporate Information

CFS North America LLC ("the Company") is domiciled in United States of America having its registered office at 3179, 99th Street, Urbandale, Iowa 50322 USA. The Company is engaged in sales, marketing and distribution of antioxidants, food ingredients, blends, formulations etc.. The Company is wholly owned subsidiary of Camlin Fine Sciences Limited, a listed company in India.

B. Basis of Preparation of Financial Statements

The financial statements of the Company have been prepared in accordance with Indian Accounting Standards (Ind AS) as notified by Ministry of Corporate Affairs pursuant to Section 133 of the Companies Act, 2013 to be read with Rule 3 of the Companies (Indian Accounting Standards) Rules, 2015 and the Companies (Indian Accounting Standards) Amendment Rules, 2016. The Company's Financial Statements for year ended March 31, 2022 comprises of the Balance Sheet, Statement of Profit and Loss, Statement of Cash Flows, Statement of Changes in Equity and Notes to Financial Statements. These financial statements are prepared for the purpose of consolidation in the Parent Company's Consolidated Financial Statements.

**Current versus non-current classification:**

All assets and liabilities have been classified as current or non-current as per the Company's normal operating cycle and other criteria set out in the Schedule III to the Companies Act, 2013. Based on the nature of products and the time taken between acquisition of assets for processing and their realization in cash and cash equivalent, the Company has ascertained its operating cycle as twelve months for the purpose of the classification of assets and liabilities into current and non-current.

**Functional and Presentation Currency**

The financial statements are presented in United States Dollars, which is the functional currency of the Company.

**Basis of Measurement**

The Ind AS Financial Statements have been prepared on a going concern basis using historical cost convention and on accrual method of accounting, except for certain financial assets and liabilities, including financial instruments which have been measured at fair value as described below

**Key Accounting Estimates and Judgements:**

The preparation of financial statements requires management to make judgments, estimates and assumptions in the application of accounting policies that affect the reported amounts of assets, liabilities, income and expenses. Actual results may differ from these estimates. The Management believes that the estimates used in preparation of the financial statements are prudent and reasonable. Continuous evaluation is done on the estimation and judgments based on historical experience and other factors, including expectations of future events that are believed to be reasonable. Revisions to accounting estimates are recognised prospectively. Information about critical judgments in applying accounting policies, as well as estimates and assumptions that have the most significant effect to the carrying amounts of assets and liabilities, are included in the following

- (i) Determination of the estimated useful lives of property, plant and equipment and intangible assets.
- (iv) Recognition and measurement of provisions and contingencies, key assumptions about the likelihood and magnitude of an outflow of resources.
- (iii) Recognition of deferred tax assets.
- (iv) Fair value of financial instruments and applicable discount rate.
- (v) Measurement of Lease Liabilities and Right of Use Assets.


**Estimation of uncertainties relating to the global health pandemic from COVID-19 (COVID-19)**

The Company has considered the possible effects that may result from the pandemic relating to COVID-19 in the preparation of the financial statements including the recoverability of carrying amounts of financial and non-financial assets. In developing the assumptions relating to the possible future uncertainties in the global economic conditions because of this pandemic, the Company, has used internal and external sources of information on the expected future performance of the Company, its ability to meet its liabilities and in assessing the recoverability and carrying values of its assets. There is no material change in the internal control environment in the Company. The impact of COVID-19 on the Company's financial statements may differ from that estimated as at the date of approval of these financial statements.

**Measurement of fair values**

The Company's accounting policies and disclosures require the financial instruments to be measured at fair values.

The Company has an established control framework with respect to measurement of fair values. The Company uses valuation techniques that are appropriate in the circumstances and for which sufficient data are available to measure fair value, maximizing the use of relevant observable inputs and minimizing the use of unobservable inputs. The management regularly reviews significant unobservable inputs and valuation adjustments. If third party information such as broker quotes or pricing services, is used to measure fair values, then the management assesses the evidence obtained from the third parties to support the conclusions that such valuations meet the requirements of Ind AS, including the level in the fair value hierarchy in which such valuations should be classified.



**CFS NORTH AMERICA LLC**

**NOTES TO THE FINANCIAL STATEMENTS FOR THE YEAR ENDED MARCH 31, 2022**

Fair values are categorised into different levels in a fair value hierarchy based on the inputs used in the valuation techniques as follows:

**Level 1:** quoted prices (unadjusted) in active markets for identical assets and liabilities.

**Level 2:** inputs other than quoted prices included in Level 1 that are observable for the asset or liability, either directly (i.e. as prices) or indirectly (i.e. derived from prices).

**Level 3:** inputs for the asset or liability that are not based on observable market data (unobservable inputs).

If the inputs used to measure the fair value of an asset or a liability fall into different levels of the fair value hierarchy, then the fair value measurement is categorised in its entirety in the same level of the fair value hierarchy as the lowest level input that is significant to the entire measurement.

The Company recognises transfers between levels of the fair value hierarchy at the end of the reporting period during which the change has occurred.

**C. Recent Accounting Developments**

Ministry of Corporate Affairs ("MCA") notifies new standards or amendments to the existing standards under Companies (Indian Accounting Standards) Rules as issued from time to time. On March 23, 2022, MCA vide Companies (Indian Accounting Standards) Amendment Rules, 2022 amended Companies (Indian Accounting Standards) Rules as below:

**1 Ind AS 16 - Property, Plant and Equipment**

The amendment clarifies that excess of net sale proceeds of items produced over the cost of testing, if any, shall not be recognised in the profit or loss but deducted from the directly attributable costs considered as part of cost of item of property, plant and equipment. The effective date for adoption of this amendment is annual periods beginning on or after April 1, 2022. The Company has evaluated the amendment and there is no impact of the amendment on the financial statements.

**2 Ind AS 37 - Provisions, Contingent Liabilities and Contingent Assets**

The amendment specifies that the 'cost of fulfilling' a contract comprises the 'costs that relate directly to the contract'. Costs that relate directly to a contract can either be incremental costs of fulfilling that contract (examples would be direct labour, materials) or an allocation of other costs that relate directly to fulfilling contracts (an example would be the allocation of the depreciation charge for an item of property, plant and equipment used in fulfilling the contract). The effective date for adoption of this amendment is annual periods beginning on or after April 1, 2022. The Company has evaluated the amendment and the impact of the amendment is not expected to be material.

**C. Significant Accounting Policies**

**a. Property, Plant & Equipment**

**(i) Recognition and Measurement**

Property, plant and equipment is initially measured at cost net of tax credit availed less accumulated depreciation and accumulated impairment losses, if any. The cost of an item of property, plant and equipment comprises:

- its purchase price, including import duties and non-refundable purchase taxes, after deducting trade discounts and rebates.
- any costs directly attributable to bringing the asset to the location and condition necessary for it to be capable of operating in the manner intended by management.

If significant parts of an item of property, plant and equipment have different useful lives, then they are accounted for as separate items (major components) of property, plant and equipment.

Subsequent expenditure is capitalised only if it is probable that future economic benefits associated with the expenditure will flow to the Company and the cost of the item can be measured reliably.

When significant parts of Property, Plant and Equipment are required to be replaced, the Company derecognises the replaced part and recognises the new part with its own associated useful life and it is depreciated accordingly.

**(ii) Depreciation**

Depreciable amount for property, plant and equipment is the cost of property, plant and equipment less its estimated residual value.

Depreciation is provided on Straight Line Method over the estimated useful lives of the property, plant and equipment on pro rata basis.

The estimated useful lives, residual values and depreciation methods are reviewed by the management at each reporting date and adjusted if appropriate.



(iii) Disposal or Retirement

Property, plant and equipment are derecognised either on disposal or when no economic benefits are expected from its use or disposal. The gain or loss arising from disposal of property, plant and equipment are determined by comparing the proceeds from disposal with the carrying amount of property, plant and equipment and recognised in the Statement of Profit and Loss in the year of occurrence.

b. Capital Work In Progress

Capital work in progress includes the acquisition/commissioning cost of assets under expansion/acquisition and pending commissioning. Expenditure of revenue nature related to such acquisition/expansion is also treated as capital work in progress and capitalized along with the asset.

c. Leases

(i) As a lessee

The Company's lease assets primarily consist of land and buildings. The Company assesses whether a contract contains a lease at the inception of the contract. Leases of assets (other than short term leases or leases for which the underlying asset is of low value) are recognised if the lease contract conveys the right to the Company to control the use of an identified asset for a period of time in exchange for consideration. A contract conveys the right to control the use of an identified asset for a period of time, if throughout the period of lease, the Company has both of the following:

- a) The right to obtain substantially all of the economic benefits from use of the identified asset.
- b) The right to direct the use of the identified asset.

At the date of commencement of lease, the Company recognises a Right-Of-Use asset and a corresponding lease liability for all lease arrangements in which it is a lessee except for leases for a term of twelve months or less (short term leases) and low value leases. For short term leases and low value leases, the Company recognises the lease payments as an expense on a straight-line basis over the lease term. Certain lease arrangements includes the options to extend or terminate the lease before the end of the lease term. Right-of-use assets and lease liabilities include these options when it is reasonably certain that they will be exercised.

The right-of-use asset is initially measured at cost, which comprises the initial amount of the lease liability adjusted for any lease payments made at or before the commencement date, plus any initial direct costs incurred. The right-of-use asset is subsequently depreciated using the straight-line method from the commencement date to the end of the lease term.

The lease liability is initially measured at the present value of the future lease payments. The lease payments are discounted using the interest rate implicit in the lease or, if not readily determinable, using the incremental borrowing rates. The lease liability is subsequently remeasured by increasing the carrying amount to reflect interest on the lease liability, reducing the carrying amount to reflect the lease payments made. It is remeasured when there is a change in future lease payments or if Company changes its assessment of whether it will exercise a purchase, extension or termination option. When the lease liability is remeasured, a corresponding adjustment is made to the carrying amount of the right-of-use asset, or is recorded in profit or loss if the carrying amount of the right of use asset has been reduced to zero.

Lease liability and Right Of Use asset have been separately presented in the Balance Sheet and lease payments have been classified as financing cash flows.

As a lessor

The Company's lease assets primarily consist of buildings and plant & machinery.

Leases for which the Company is a lessor is classified either as a finance or operating lease.

Whenever the terms of the lease transfer substantially all the risks and rewards of ownership to the lessee, the contract is classified as a finance lease. All other leases are classified as operating leases.

For operating leases, rent income is recognised as income on a straight line basis over lease term unless the receipts are structured to increase in line with expected general inflation

d. Intangible Assets

(i) Initial Recognition

Acquired Intangible Assets

Intangible assets acquired separately are measured on initial recognition at cost. The cost of intangible assets acquired in a business combination is their fair value at the date of acquisition.


Internally generated intangible assets

Expenditure on research activities is recognised as expenses in the period in which it is incurred.

An internally generated intangible asset arising from development is recognised if, and only if, all of the following conditions have been met:

- a) It is technically feasible to complete the intangible asset so that it will be available for use or sale.
- b) There is an intention to complete the asset.
- c) There is an ability to use or sell the asset.
- d) The asset will generate future economic benefits.
- e) Adequate resources are available to complete the development and to use or sell the asset.
- f) The expenditure attributable to the intangible asset during development phase can be measured reliably.

Where no internally generated intangible asset can be recognised, the development expenditure is recognised in the Statement of Profit and Loss in the period in which it is incurred.



(ii) **Amortisation**

Amortisation is calculated to write off the cost of intangible assets less their estimated residual values using the Straight-Line Method over their estimated useful lives, and is recognised in Statement of profit or loss.

Capitalised ERP software cost, technical know-how and development expenditure of projects / products incurred is amortised over the estimated period of benefits, not exceeding five years on straight line method.

(iii) **Derecognition**

An item of intangible asset is derecognised either on disposal or when no economic benefits are expected from its use or disposal. The gain or loss arising from disposal of intangible assets are determined by comparing the proceeds from disposal with the carrying amount of intangible assets and recognised in the Statement of Profit and Loss in the period of occurrence.

e. **Impairment of non-financial assets**

At the end of each reporting period, the Company reviews the carrying amounts of its tangible and intangible assets to determine whether there is any indication that the assets have suffered an impairment loss. If any such indication exists, the recoverable amount of the asset is estimated in order to determine the extent of impairment loss (if any).

If the recoverable amount of asset is estimated to be less than its carrying amount, the carrying amount of the asset is reduced to its recoverable amount. An impairment loss is recognised as an expenses in the Statement of Profit and Loss.

When an impairment loss subsequently reverses, the carrying amount of an asset is increased to the revised estimate of its recoverable amount, so that the increased carrying amount does not exceed the carrying amount that would have been determined had no impairment loss been recognised for the asset in prior years. A reversal of an impairment loss is recognised immediately in the Statement of Profit and Loss.

f. **Financial Instruments**

A financial instrument is any contract that gives rise to financial asset of one entity and financial liability or equity instrument of another entity.

I. **Financial Assets**

Financial assets are recognised when the Company becomes a party to the contractual provisions of the instrument.

(i) **Initial recognition and measurement**

All financial assets are recognized at fair value on initial recognition, except for trade receivables which are initially measured at transaction price. Transaction costs that are directly attributable to the acquisition of financial assets, which are not at fair value through profit or loss, are added to the fair value on initial recognition.

(ii) **Subsequent measurement and classification**

For the purpose of subsequent measurement, the financial assets are classified into three categories:

- Financial assets at amortised cost
  - Financial assets at fair value through Other Comprehensive Income (FVTOCI)
  - Financial assets at fair value through profit or loss (FVTPL)
- on the basis of its business model for managing the financial assets

(iii) **Financial assets at amortised cost**

A financial asset is subsequently measured at amortised cost if it is held within a business model whose objective is to hold assets for collecting contractual cash flows and the contractual terms of the asset give rise on specified dates to cash flows that are solely payments of principal and interest (SPPI) on the principal amount outstanding.


After initial measurement, such financial assets are subsequently measured at amortised cost using the effective interest rate (EIR) method, less impairment, if any. The EIR amortisation is included in finance income in the Statement of Profit and Loss. The losses arising from impairment are recognised in the Statement of Profit and Loss.

(iv) **Financial asset at Fair Value through other comprehensive income (FVTOCI)**

A financial asset is measured at fair value through other comprehensive income (FVTOCI) if it is held within a business model whose objective is achieved by both collecting contractual cash flows and selling financial assets and the contractual terms of the financial asset give rise on specified dates to cash flows that are solely payments of principal and interest on the principal amount outstanding.

Debt instruments included within the FVTOCI category are measured initially as well as at each reporting date at fair value. Fair value movements are recognized in the other comprehensive income (OCI).

Interest income measured using the EIR method and impairment losses, if any are recognised in the Statement of Profit and Loss. On derecognition, cumulative gain or loss previously recognised in OCI is reclassified from the equity to 'other income' in the Statement of Profit and Loss.



**CFS NORTH AMERICA LLC**

**NOTES TO THE FINANCIAL STATEMENTS FOR THE YEAR ENDED MARCH 31, 2022**

**(v) Financial asset at Fair Value through profit or loss (FVTPL)**

A financial asset which are not classified in any of the above categories are measured at FVTPL. Such financial assets are measured at fair value with all changes in fair value, including interest income and dividend income if any, recognised as 'other income' in the Statement of Profit and Loss.

**(vi) Financial assets as Equity Investments**

All equity instruments other than investment in subsidiaries and associate are initially measured at fair value; the Company may, on initial recognition, irrevocably elect to measure the same either at FVOCI or FVTPL.

The Company makes such election on an instrument-by-instrument basis. A fair value change on an equity instrument is recognised as other income in the Statement of Profit and Loss unless the Company has elected to measure such instrument at FVOCI. Fair value changes excluding dividends, on an equity instrument measured at FVOCI are recognised in OCI. Amounts recognised in OCI are not subsequently reclassified to the Statement of Profit and Loss. Dividend income on the investments in equity instruments are recognised as 'other income' in the Statement of Profit and Loss.

**(vii) Derecognition**

A financial asset (or, where applicable, a part of a financial asset or part of a group of similar financial assets) is derecognised (i.e. removed from the Company's balance sheet) when:

- The rights to receive cash flows from the asset have expired, or
- The Company has transferred its rights to receive cash flows from the asset and either (a) the Company has transferred substantially all the risks and rewards of the asset, or (b) the Company has neither transferred nor retained substantially all the risks and rewards of the asset, but has transferred control of the asset.

**(viii) Impairment of financial assets**

The Company applies 'Simplified Approach' for measurement and recognition of impairment loss on the following financial assets and credit exposure:

- Financial assets that are debt instruments and are measured at amortised cost e.g. loans, deposits and bank balance
- Trade receivables

The application of simplified approach does not require the Company to track changes in credit risk. Rather, it recognises impairment loss allowance based on lifetime expected credit loss at each reporting date, right from its initial recognition.

**II. Financial Liabilities**

**(i) Classification**

The Company classifies all financial liabilities as subsequently measured at amortised cost.

**(ii) Initial recognition and measurement**

All financial liabilities are recognised initially at fair value and, in case of loans and borrowings and payables, net of directly attributable transaction costs.

**(iii) Loans and borrowings**

After initial recognition, interest-bearing loans and borrowings are subsequently measured at amortised cost using the Effective Interest Rate (EIR) method. Amortised cost is calculated by taking into account any discount or premium on acquisition and transactions costs. The EIR amortisation is included as finance costs in the Statement of Profit and Loss. Gains and losses are recognised in Statement of Profit and Loss when the liabilities are derecognised.

**(iv) Financial guarantee contracts**

Financial guarantee contracts issued by a Company are initially measured at their fair values and, if not designated as at FVTPL, are subsequently measured at the amount initially recognised less cumulative amount of income recognised in accordance with Ind AS 18, 'Revenue'.

**(v) Derecognition**

A financial liability is derecognised when the obligation under the liability is discharged or cancelled or expires. When an existing financial liability is replaced by another from the same lender on substantially different terms, or the terms of an existing liability are substantially modified, such an exchange or modification is treated as the derecognition of the original liability and the recognition of a new liability. The difference in the respective carrying amounts is recognised in the Statement

**III. Offsetting of financial instruments**

Financial assets and financial liabilities are offset and the net amount is reported in the Balance Sheet if there is a currently enforceable legal right to offset the recognised amounts and there is an intention to settle on a net basis or to realize the assets and settle the liabilities simultaneously.

IV. Incremental costs directly attributable to the issue of ordinary equity shares, are recognised as a deduction from equity.

**g. Inventories**

Inventories are valued at lower of cost and net realizable value. Costs are computed on weighted average basis and are net of GST credits.





**Raw materials, packing materials and stores:** Cost includes cost of purchase and other costs incurred in bringing the inventories to the present location and condition.

**Finished Goods and Work in Progress:** In case of manufactured inventories and work in progress, cost includes all costs of purchase, an appropriate share of production overheads based on the normal operating capacity and other costs incurred in bringing the inventories to the present location and condition.

**Net Realizable Value:** Net realizable value is the estimated selling price in the ordinary course of business, less the estimated costs of completion and the estimated costs necessary to make the sale.

**h. Cash and Cash Equivalents**

Cash and cash equivalents in the balance sheet comprise cash at bank and on hand and short term deposits with an original maturity of three months or less, which are subject to an insignificant risk of changes in value.

For the purpose of the statement of cash flow, cash and cash equivalents consists of cash and short-term deposits, as defined above, net of outstanding bank overdrafts as they are considered an integral part of the Company's cash management.

**i. Provisions, Contingent Liabilities and Contingent Assets**

**(i) Provisions**

Provisions are recognised when the Company has a present obligation (legal or constructive) as a result of a past event, it is probable that an outflow of resources will be required to settle the obligation and a reliable estimate can be made. The expense relating to a provision is presented in the statement of profit and loss net of any reimbursement.

If the effect of time value of money is material, provisions are discounted using a current pre tax rate that reflects, when appropriate, the risks specific to the liability. When discounting is used, the increase in the provision due to the passage of time is recognised as a finance cost.

**(ii) Contingent Liabilities**

Contingent liabilities are disclosed when there is a possible obligation arising from past events, the existence of which will be confirmed only by the occurrence or non-occurrence of one or more uncertain future events not wholly within the control of the Company or a present obligation that arises from past events where it is either not probable that an outflow of resources will be required to settle the obligation or a reliable estimate of the amount cannot be made.

**(iii) Contingent Assets**

Contingent Assets are not recognised in the financial statements. Contingent Assets if any, are disclosed in the notes to the financial statements.

**j. Revenue Recognition**

Revenue is recognised upon transfer of control of goods promised to customers in an amount that reflects the consideration to which the Group is expected to be entitled in exchange for those goods or services. Revenue is measured based on the transaction price, which is the consideration as specified in the contract with the customer. Revenue excludes taxes collected from customer.

The specific recognition criteria described below must also be met before revenue is recognised.

**(i) Sale of goods**

- Revenue from the domestic sales are recognised net of returns and allowances, trade discounts and volume rebates upon delivery which is when the control of the goods passes to the Customer and performance obligation is met at a point in time.

- Revenue from the export sales are recognised net of returns and allowances, trade discounts and volume rebates upon delivery, usually on the basis of dates of bill of lading which is when the control of the goods passes to the Customer and performance obligation is met at a point in time.

**(ii) Sale of Service**

Revenue is recognised from sale of services when the performance obligation is satisfied and the services are rendered in accordance with the terms of customer contracts. In case of services rendered by the Company pertaining to scaling of production process, engineering assistance, pilot projecting etc, the consideration received from the customer is recognised as and when the obligation is satisfied and the entity has no remaining obligations to transfer goods or services to the customer and all, or substantially all, of the consideration promised by the customer has been received by the entity and is non-refundable or the contract has been terminated and the consideration received from the customer is non-refundable.

**(ii) Interest Income**

(a) Interest income is recognized as the interest accrues (using the effective interest rate, that is, the rate that exactly discounts estimated future cash receipts through the expected life of the financial instrument to the net carrying amount of the financial asset);

b) Interest income on fixed deposits with banks is recognised on time basis.



**CFS NORTH AMERICA LLC**  
**NOTES TO THE FINANCIAL STATEMENTS FOR THE YEAR ENDED MARCH 31, 2022**

**k. Employee Benefits**

Liabilities in respect of employee benefits to employees are provided for as follows:

**(i) Short term employee benefits:**

Liabilities for wages, salaries, bonus and medical benefits including non-monetary benefits that are expected to be settled wholly within twelve months after the end of the period in which the employees render the related service are recognised in respect of employees' service up to the end of the reporting period and are measured at the amounts expected to be incurred when the liabilities are settled. The liabilities are presented as current employee benefit obligations in the balance sheet.

**(ii) Post-employment benefits:**

**Defined contribution plans**

Payments to defined contribution plans for eligible employees in the form of superannuation fund and the Company's contribution to Provident Fund are recognised as an expense in the Statement of Profit and Loss as the related service is

**(ii) Other long-term employee benefits**

Compensated absences or paid time off (PTO) are granted on an annual basis and must be used within that calendar year. Any unused leave is forfeited at the end of that year.

**l. Government Grants**

Government grants are not recognised until there is reasonable assurance that the Company will comply with the conditions attaching to them and that the grants will be received.

Government grants that are receivable as compensation for expenses or losses already incurred or for the purpose of giving immediate financial support to the Company with no future related costs are recognised in the profit or loss in the period in which they become receivable.

A forgivable loan from Government is treated as Government grant when there is a reasonable assurance that the entity will meet the terms of forgiveness of the loan.

**m. Borrowing Cost**

Borrowing costs are interest and other costs that the Company incurs in connection with the borrowing of funds and is measured with reference to the effective interest rate applicable to the respective borrowing.

Borrowing costs pertaining to the period from commencement of activities relating to the construction / development of qualifying asset till the time all activities necessary to prepare the qualifying asset for its intended use or sale are complete are capitalised. Any income earned from temporary investment of borrowed funds is deducted from borrowing costs incurred.

A qualifying asset is an asset that necessarily requires a substantial period of time to get ready to its intended use or sale.

All other borrowing costs are recognised as an expense in the period in which they are incurred.

**n. Foreign currency transactions / translations**

Transactions in foreign currencies are initially recorded at the functional currency spot rate of exchange prevailing on the date of transaction.

Monetary assets and liabilities denominated in foreign currencies and remaining unsettled at the reporting date are translated into the functional currency at the exchange rate prevailing on the reporting date.

Non-monetary items that are measured based on historical cost in a foreign currency are not translated.

Exchange differences arising on settlement of transactions or translation of monetary assets and liabilities at rates different from those at which they were translated on initial recognition during the period or in the previous financial statements are recognised in the Statement of Profit and Loss in the year in which they arise except for exchange differences recognised as a part of qualifying assets.

**o. Income tax**


Income tax expense comprises current and deferred tax. It is recognised in the Statement of Profit and Loss except to the extent that it relates to items recognised directly in equity or in other comprehensive income, in which case, the tax is also recognized directly in equity or other comprehensive income, respectively.

**(i) Current Tax**

Current tax is determined as the amount of tax payable or recoverable in respect of taxable income or loss for the year and any adjustment to the tax payable in respect of previous years. It is measured using tax rates that are enacted or substantively enacted at the reporting date.

Current tax assets and liabilities are offset only if, the Company:

- has a legally enforceable right to set off the recognised amounts; and
- Intends either to settle on a net basis, or to realise the asset and settle the liability simultaneously.



CFS NORTH AMERICA LLC  
NOTES TO THE FINANCIAL STATEMENTS FOR THE YEAR ENDED MARCH 31, 2022

(ii) **Deferred Tax**

Deferred tax is recognised in respect of temporary differences between the carrying amounts of assets and liabilities for financial reporting purposes and amounts used for taxation purposes.

Deferred tax liabilities are recognised for all taxable temporary differences. Deferred tax assets are amounts of income taxes in future periods in respect of deductible temporary differences, unused tax losses, and unused tax credits to the extent it is probable that future taxable profits will be available against which they can be used. Deferred tax assets are reviewed at each reporting date and are reduced to the extent that it is no longer probable that sufficient taxable profit will be available to allow the benefit of part or all of the deferred tax asset to be utilised.

Deferred tax is measured at the tax rates that are expected to be applied to temporary differences when they reverse, using tax rates enacted or substantively enacted at the reporting date.

Unrecognised deferred tax assets are reassessed at each reporting date and recognised to the extent that it has become probable that future taxable profits will be available against which they can be recovered.

The measurement of deferred tax reflects the tax consequences that would follow from the manner in which the Company expects, at the reporting date, to recover or settle the carrying amount of its assets and liabilities.

Deferred tax assets and liabilities are offset only if:

- a) The Company has a legally enforceable right to set off current tax assets against current tax liabilities; and
- b) The deferred tax assets and the deferred tax liabilities relate to income taxes levied by the same taxation authority on the same taxable entity.

**p. Earnings per Share**

Basic earnings per share are computed by dividing the net profit / (loss) after tax by the weighted average number of equity shares outstanding during the year. Diluted earnings per share is computed by dividing the net profit / (loss) after tax as adjusted for dividend, interest and other charges to expense or income (net of any attributable taxes) relating to the dilutive potential equity shares, by the weighted average number of equity shares outstanding during the year adjusted for the effect of all dilutive potential equity shares.

**q. Dividend**

The Company recognises a liability for any dividend declared but not distributed at the end of the reporting period, when the distribution is authorised and the distribution is no longer at the discretion of the Company on or before the end of the reporting period. As per Corporate laws in India, a distribution is authorized when it is approved by the shareholders. A corresponding amount is recognized directly in other equity.

**r. Segment Reporting**

Operating Segments are reported in a manner consistent with the internal reporting provided to the Chief Operating Decision Maker (CODM) which is a single business segment in Fine Chemicals. As per Ind AS-108 'Operating Segments', if a financial report contains both the consolidated financial statements of a parent that is within the scope of Ind AS-108 as well as the parent's separate financial statements, segment information is required only in the consolidated financial statements. Accordingly, information required to be presented under Ind AS-108 Operating Segments has been given in the consolidated financial statements.


**s. Events after reporting date**

Where events occurring after the balance sheet date provide evidence of conditions that existed at the end of the reporting period, the impact of such events is adjusted within the financial statements. Otherwise, events after the balance sheet date of material size or nature are only disclosed.

**t. Non-current Assets held for sale**

The Company classifies non-current assets as held for sale if their carrying amounts will be recovered principally through a sale rather than through continuing use of the assets and actions required to complete such sale indicate that it is unlikely that significant changes to the plan to sell will be made or that the decision to sell will be withdrawn. Also, such assets are classified as held for sale only when all of the following criteria's are met: (i) decision has been made to sell, (ii) the assets are available for immediate sale in its present condition, (iii) the assets are being actively marketed and (iv) sale has been agreed or is expected to be concluded within 12 months of the Balance Sheet date.

The non-current assets classified as 'held for sale' are measured at the lower of its carrying value and fair value less costs to sell. Non-current assets held for sale are not depreciated or amortised.





2 Property, Plant & Equipment

Particulars	Leasehold Improvement	Plant, Equipment & Machinery	Furniture & Fixtures	Computer/ Hardware Cost	Total Property, Plant and Equipment
<b>Gross Block</b>					
Balance as at April 1, 2021	196,027	266,968	107,035	30,125	600,155
Additions	-	10,749	1,000	4,612	16,361
Deletions / Disposals	-	-	-	-	-
Balance as at March 31, 2022	196,027	277,717	108,035	34,737	616,516
<b>Accumulated Depreciation</b>					
Balance as at April 1, 2021	65,341	148,297	45,210	25,531	284,379
Depreciation for the year	13,068	34,843	10,753	1,957	60,621
Deletions / Disposals	-	-	-	-	-
Balance as at March 31, 2022	78,409	183,140	55,963	27,488	344,999
Net Carrying Amount as at March 31, 2022	117,618	94,577	52,072	7,249	271,517

Particulars	Leasehold Improvement	Plant, Equipment & Machinery	Furniture & Fixtures	Computer/ Hardware Cost	Total Property, Plant and Equipment
<b>Gross Block</b>					
Balance as at April 1, 2020	196,027	245,850	107,035	27,643	576,555
Additions	-	21,118	-	2,482	23,600
Deletions / Disposals	-	-	-	-	-
Balance as at March 31, 2021	196,027	266,968	107,035	30,125	600,155
<b>Accumulated Depreciation</b>					
Balance as at April 1, 2020	52,273	116,136	34,507	20,312	223,228
Depreciation for the year	13,068	32,161	10,703	5,219	61,151
Deletions / Disposals	-	-	-	-	-
Balance as at March 31, 2021	65,341	148,297	45,210	25,531	284,379
Net Carrying Amount as at March 31, 2021	130,686	118,671	61,825	4,594	315,776

3 Capital Work-in-Progress Ageing Schedule

i) As at March 31, 2022

Particulars	Amount in CWIP for a period of				Total
	Less than 1 year	1-2 years	2-3 years	More than 3 years	
Projects in Progress	6,757	-	-	-	6,757
	6,757	-	-	-	6,757

ii) As at March 31, 2021

Particulars	Amount in CWIP for a period of				Total
	Less than 1 year	1-2 years	2-3 years	More than 3 years	
Projects in Progress	1,197	-	-	-	1,197
	1,197	-	-	-	1,197


4 Right-of-use assets

4(i) Changes in the carrying value of right of use assets

Particulars	Category of Asset	
	Building	
	As at March 31, 2022	As at March 31, 2021
Opening Balance	85,004	21,932
Additions during the period	-	95,630
Depreciation during the period	31,877	32,558
Balance as at the end of reporting period	53,127	85,004

4(ii) Movement in lease liabilities

Particulars	Category of Asset	
	Building	
	As at March 31, 2022	As at March 31, 2021
Opening Balance	86,095	22,807
Additions during the period	-	95,630
Interest on lease liabilities during the period	5,777	3,134
Payment of lease liabilities during the period	35,946	35,476
Balance as at the end of reporting period	56,926	86,095



4(iii) Break-up of current and non-current lease liabilities as at March 31, 2022

Particulars	As at March 31, 2022	As at March 31, 2021
Non-current lease liabilities	24,049	55,926
Current lease liabilities	31,877	30,169
Balance as at the end of reporting period	55,926	86,095

4(v) Details regarding the contractual maturities of lease liabilities on an undiscounted basis

Particulars	As at March 31, 2022	As at March 31, 2021
Less than one year	35,946	35,946
One to five years	23,964	59,910
More than five years	-	-
Balance as at the end of reporting period	59,910	95,856

4(vi) Amounts recognised in Statement of Profit and Loss

Particulars	As at March 31, 2022	As at March 31, 2021
Depreciation on right of use assets	31,877	32,558
Interest on lease liabilities	5,777	3,134
Expenses relating to short term leases	29,449	32,226

5 Intangible Assets

Particulars	ERP Software Cost	Technical Know-How	Development expenditure	R & D Processing fees	Total Intangible Assets
<b>Gross Block</b>					
Balance as at April 1, 2020	7,694	-	-	-	7,694
Additions	-	-	-	-	-
Deletions / Disposals	-	-	-	-	-
Balance as at March 31, 2021	7,694	-	-	-	7,694
<b>Accumulated Depreciation</b>					
Balance as at April 1, 2020	7,568	-	-	-	7,568
Depreciation for the year	127	-	-	-	127
Deletions / Disposals	-	-	-	-	-
Balance as at March 31, 2021	7,694	-	-	-	7,694
Net Carrying Amount as at March 31, 2021	-	-	-	-	-

6 Deferred Tax Assets

(a) Movement in Deferred Tax Balances

Particulars	As at April 1, 2021	Movement during the year Recognised in Statement of Profit or Loss	As at March 31, 2021
Deferred Tax Assets			
Unabsorbed business losses	237,070	(237,070)	-
Deferred Tax Assets	237,070	(237,070)	-

Particulars	As at April 1, 2020	Movement during the year Recognised in Statement of Profit or Loss	As at March 31, 2022
Deferred Tax Assets			
Unabsorbed business losses	962,070	(725,000)	237,070
Deferred Tax Assets	962,070	(725,000)	237,070

(b) Tax recognised in Profit and Loss

Particulars	For the period ended March 31, 2022	For the period ended March 31, 2021
Deferred Tax		
Origination and reversal of Tax on Temporary Differences	237,070	725,000
Tax expense for the year	237,070	725,000

(c) Reconciliation of Effective Tax Rate

Particulars	For the period ended March 31, 2022	For the period ended March 31, 2021
Profit Before Tax		
Expected income tax rate	(1,355,996)	(1,354,088)
Expected income tax expense	21%	21%
Tax effect of		
Unabsorbed business losses	237,070	725,000
Total Income Tax Expense	237,070	725,000



7 Inventories

Particulars	USD Actuals	
	As at March 31, 2022	As at March 31, 2021
(a) Raw material and components		
(i) in stock	818,021	679,961
(i) in transit	247,580	746,720
(b) Work-in-progress	1,658	9,311
(c) Finished goods	323,366	292,683
(d) Stock in trade	750,755	199,580
	2,141,560	1,928,455

8 Trade receivables

Particulars	USD Actuals	
	As at March 31, 2022	As at March 31, 2021
Unsecured		
(i) considered good	641,010	315,081
(ii) doubtful	-	-
Less: Allowance for bad and doubtful debts	-	-
	641,010	315,081

8.1 Details of ageing of gross amount of trade receivables outstanding from the due date of payment

8.2.1 As at March 31, 2022

Particulars	Net Due	Less than 6 months	6 months - 1 year	1-2 years	2-3 years	More than 3 years	Total
(i) Undisputed, considered good	641,010	-	-	-	-	-	641,010
(ii) Disputed, considered good	-	-	-	-	-	-	-
	641,010	-	-	-	-	-	641,010

8.2.2 As at March 31, 2021

Particulars	Net Due	Less than 6 months	6 months - 1 year	1-2 years	2-3 years	More than 3 years	Total
(i) Undisputed, considered good	160,430	154,651	-	-	-	-	315,081
(ii) Disputed, considered good	-	-	-	-	-	-	-
	160,430	154,651	-	-	-	-	315,081

9 Cash and cash equivalents


Particulars	USD Actuals	
	As at March 31, 2022	As at March 31, 2021
Balances with banks in current accounts	301,825	314,394
	301,825	314,394

10 Other current assets

Particulars	USD Actuals	
	As at March 31, 2022	As at March 31, 2021
Prepaid expenses	108,995	53,309
Advance to vendors	5,460	50,500
	114,455	104,309

11 Equity share capital

Particulars	USD Actuals	
	As at March 31, 2022	As at March 31, 2021
Issued, subscribed and paid up share capital 149,000 Equity Shares of USD 1 each (March 31, 2021: 149,000 Equity Shares of USD 1 each)	1,490,000	1,490,000
	1,490,000	1,490,000



12 Other Equity

Particulars	USD Actuals	
	As at March 31, 2022	As at March 31, 2021
Balance in Statement of Profit and Loss		
Balance, beginning of the year	(8,203,899)	(6,124,811)
Loss for the period	(1,593,066)	(2,079,088)
	(9,796,965)	(8,203,899)

13 Non-current borrowings

Particulars	USD Actuals	
	As at March 31, 2022	As at March 31, 2021
Term Loans		
Loans from related parties	1,990,000	1,990,000
Less: Current maturities of loans from related parties	470,000	-
	1,520,000	1,990,000
	1,520,000	1,990,000

14 Current borrowings

Particulars	USD Actuals	
	As at March 31, 2022	As at March 31, 2021
Short term borrowings		
From banks - unsecured	7,571	3,182
Current maturities of loans from related parties	470,000	-
	477,571	3,182

15 Trade payables

Particulars	USD Actuals	
	As at March 31, 2022	As at March 31, 2021
Payable to related parties	8,544,809	6,816,164
Other trade payables	106,397	142,241
	8,651,206	6,958,405

15.1 Details of ageing of trade payables outstanding from the due date of payment:

15.2.1 As at March 31, 2022

Particulars	Not Due	Less than 6 months	6 months - 1 year	1-2 years	2-3 years	More than 3 years	Total
(i) Undisputed, considered good	1,271,723	2,002,280	870,626	2,193,828	2,136,836	175,913	8,651,206
(ii) Disputed, considered good	-	-	-	-	-	-	-
	1,271,723	2,002,280	870,626	2,193,828	2,136,836	175,913	8,651,206

15.2.2 As at March 31, 2021

Particulars	Not Due	Less than 6 months	6 months - 1 year	1-2 years	2-3 years	More than 3 years	Total
(i) Undisputed, considered good	757,005	1,260,950	1,189,636	2,212,586	1,362,315	175,913	6,958,405
(ii) Disputed, considered good	-	-	-	-	-	-	-
	757,005	1,260,950	1,189,636	2,212,586	1,362,315	175,913	6,958,405

16 Other current financial liabilities

Particulars	USD Actuals	
	As at March 31, 2022	As at March 31, 2021
Interest accrued on loans from related parties	813,501	671,671
Payable on purchase of property, plant and equipment	7,919	-
Other outstanding liabilities	167,552	134,301
	988,972	805,972

17 Other current liabilities

Particulars	USD Actuals	
	As at March 31, 2022	As at March 31, 2021
Advance received from customer	-	53,000
Accrued interest tax	143,560	118,531
	143,560	171,531



Particulars	USD Actuals	
	For the period ended March 31, 2022	For the period ended March 31, 2021
Sale of products		
Finished goods	1,299,347	1,284,468
Traded goods	5,676,138	3,283,278
	6,975,485	4,567,746

19 Other income

Particulars	USD Actuals	
	For the period ended March 31, 2022	For the period ended March 31, 2021
Miscellaneous receipts	81,661	14,268
	81,661	14,268

20 Cost of materials consumed


Particulars	USD Actuals	
	For the period ended March 31, 2022	For the period ended March 31, 2021
Opening Stock of Raw Material	1,426,681	923,951
Add: Purchases of Raw Material	1,073,355	702,632
Less: Closing Stock of Raw Material	1,065,601	1,426,681
	1,434,435	199,902

21 Purchase of stock-in-trade

Particulars	USD Actuals	
	For the period ended March 31, 2022	For the period ended March 31, 2021
Purchase of stock-in-trade	4,810,962	3,180,931
	4,810,962	3,180,931

22 Changes in inventories of finished goods, stock-in-trade and work in progress

Particulars	USD Actuals	
	For the period ended March 31, 2022	For the period ended March 31, 2021
Opening Inventory		
Finished goods	292,683	422,544
Stock-in-trade	199,580	331,151
Work in progress	9,511	773
	501,774	754,468
Closing Inventory		
Finished goods	323,566	292,683
Stock-in-trade	750,755	199,580
Work in progress	1,658	9,511
	1,075,979	501,774
	(574,205)	252,692



Particulars	USD Actuals	
	For the period ended March 31, 2022	For the period ended March 31, 2021
Salaries and Wages		
Staff welfare expenses	1,372,811	1,324,348
Less: Government grant by way of forgivable loan	119,518	121,312
	1,483,329	1,445,660
	1,483,329	(182,469)
		1,263,191

24 Finance costs

Particulars	USD Actuals	
	For the period ended March 31, 2022	For the period ended March 31, 2021
Interest expense		
Finance cost relating to lease liabilities	166,923	168,464
	5,777	3,134
	172,700	171,598

25 Depreciation and amortisation expenses

Particulars	USD Actuals	
	For the period ended March 31, 2022	For the period ended March 31, 2021
Depreciation on property, plant and equipment	60,621	61,151
Depreciation on right-of-use assets	31,877	32,538
Amortisation on intangible assets		127
	91,498	93,816

26 Other expenses

Particulars	USD Actuals	
	For the period ended March 31, 2022	For the period ended March 31, 2021
Power and fuel		
Rent	5,643	4,575
Rates and taxes	29,449	32,226
Insurance	430	449
Repairs to plant and equipment	64,957	55,724
Repairs to other property, plant and equipment	20,214	16,784
Sub-contracting charges	336	2,218
Advertisement and sales promotion	86,644	84,658
Transport and forwarding charges	175,128	134,276
Commission / discount / service charges on sales	46,193	49,446
Travelling and conveyance	22,836	32,239
Legal & professional fees	83,114	31,171
Bank charges	196,906	225,678
Miscellaneous expenses	7,464	4,275
	754,109	100,233
	993,423	773,952

27 Income tax recognised in profit and loss

Particulars	USD Actuals	
	For the period ended March 31, 2022	For the period ended March 31, 2021
Current tax		
In respect of current year		
In respect of prior year		
Deferred tax		
In respect of current year	237,070	725,000
	237,070	725,000

28 Going concern assumption

The Company has incurred operating loss in the current year owing to pressure on gross margins and higher operating costs. The management believes that there would be adequate orders from customers leading to increase in sales and profitability in future in view of business strategies adopted. In assessment of the going concern assumption, the management has evaluated possible impact on existing contracts or arrangements with customers, market demand, adequacy of raw material or stock in trade and availability of sufficient cash to meet its obligations, in the light of economic situation due to COVID-19 and Russia-Ukraine war. Further, Camlin Pine Sciences Ltd, the Holding Company, has assured continued financial support in order to meet the Company's financial obligations. In view of these factors, the financial statements are prepared considering 'going concern' assumption appropriate.

29 Previous years' figures have been regrouped / restated wherever necessary to conform to current year's classification.

